


# MITTEN MIX UP!



## fine Motor Game!



Graphics by Poppydreamz Digital Art <http://www.teacherspayteachers.com/Store/Poppydreamz-Digital-Art>  
Graphics by Krista Wallden <http://www.teacherspayteachers.com/Store/Krista-Wallden>

Copyright ©2015 Tools to Grow®, Inc. All rights reserved.

[www.ToolsToGrowOT.com](http://www.ToolsToGrowOT.com)

# MITTEN MIX UP! fine Motor Game!



## DESCRIPTION

This mitten themed game is designed to promote the development of following directions, visual perception, dexterity, bilateral coordination, and fine motor control.

## PREPARATION OF GAME

- Print mittens onto cardstock or laminate for durability-there are a total of mittens (20 matching pairs).
- Before laminating the adult can color and cut out each mitten to use repeatedly.

## GAME INSTRUCTIONS

### FOR MULTIPLE PLAYERS:

1. The goal is to make as many mitten matches as possible.
2. The 40 mittens are randomly spread out upright on the table for each child to view.
3. Each player rolls the die. The child with the highest number takes a turn.
4. The child has 30 seconds to find two matching mittens and assemble them with a paper clip or small clothespin. The child continues to match and assemble until 30 seconds lapses.
5. This process continues until all mittens are matched and clipped.

## MATERIALS NEEDED









- Mittens (5 sets attached: a total of 40 mittens or 20 matching pairs)
- Crayons or Markers (optional if decorating the mittens is desired)
- Die
- Scissors
- 20 paper clips or small clothes pins
- Stop watch/clock with second hand

### FOR SINGLE PLAYER:

1. The child rolls a single die. The number on the die indicates the number of pairs the child is to match and assemble.
2. The adult times the child to determine the time required to match and assemble that number of mitten sets. Assist the child to record the time and number of sets.
3. The child aims to beat their previous best time for that number of sets.

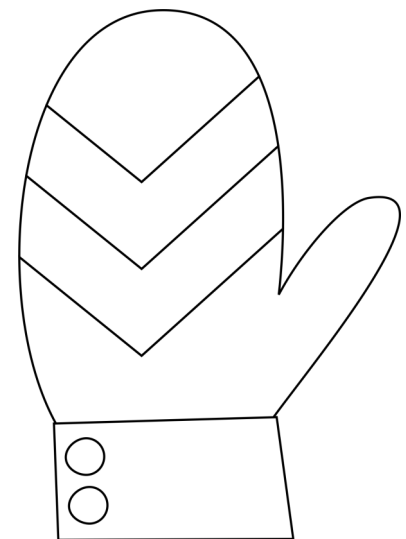
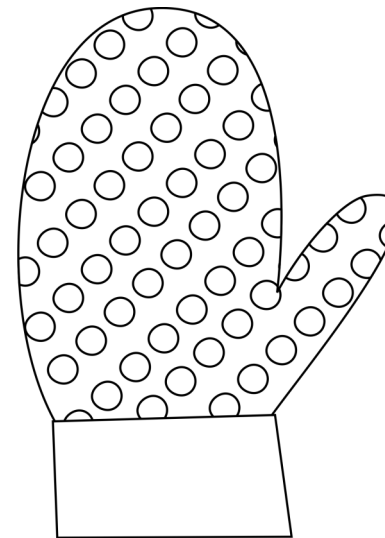

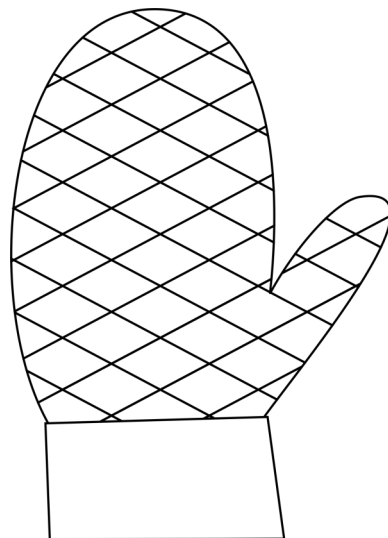
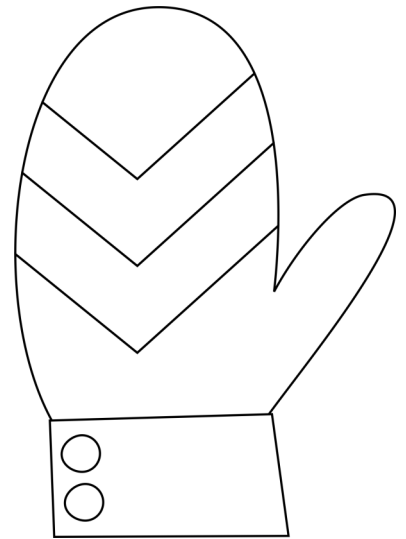
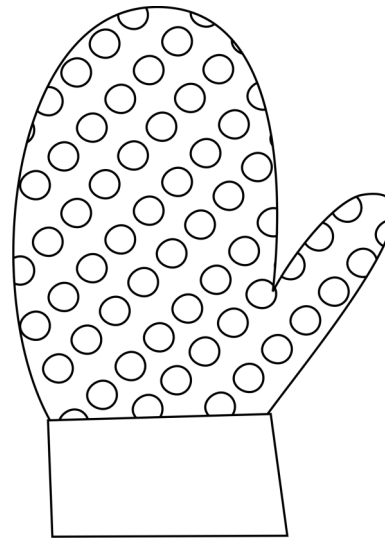

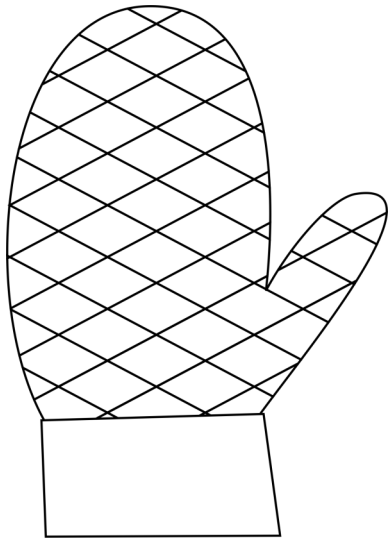
# MITTEN MIX UP! fine Motor Game!

MITTEN PATTERNS SET 1



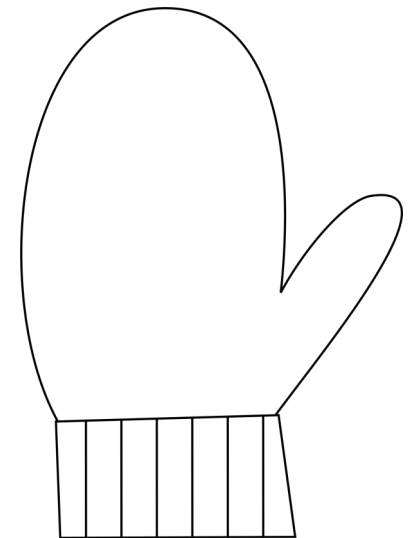


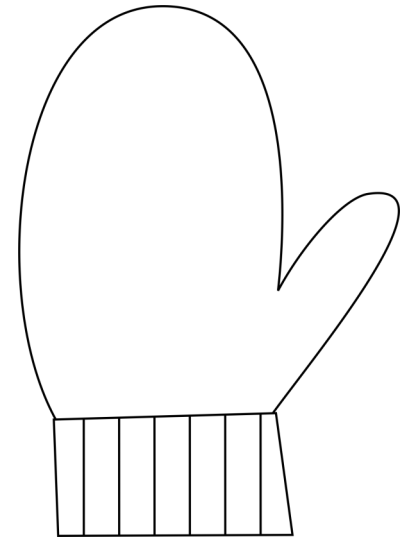



# MITTEN MIX UP! fine Motor Game!

MITTEN PATTERNS SET 2



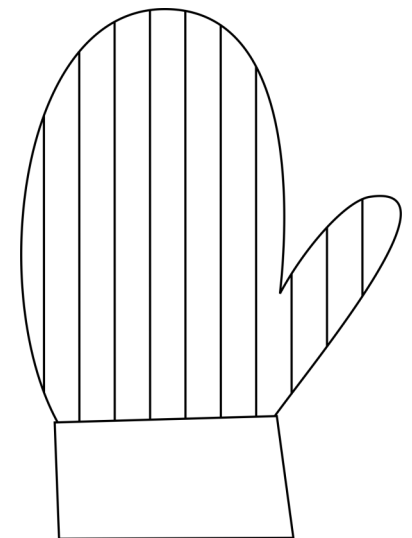



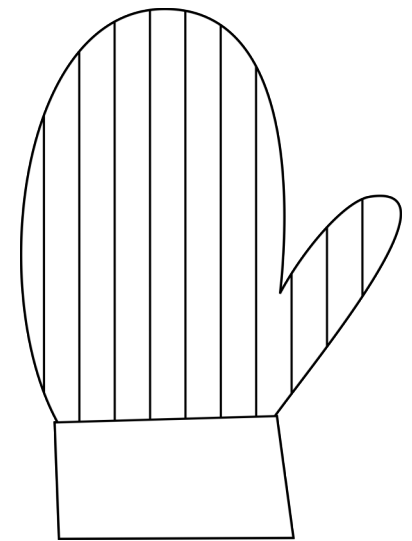



# MITTEN MIX UP! fine Motor Game!

MITTEN PATTERNS SET 3



# MITTEN MIX UP! fine Motor Game!

MITTEN PATTERNS SET 4





# MITTEN MIX UP! fine Motor Game!

MITTEN PATTERNS SET 5

