



# Pencil Paths



Handwriting  
Warm Up  
Tracing  
Worksheets



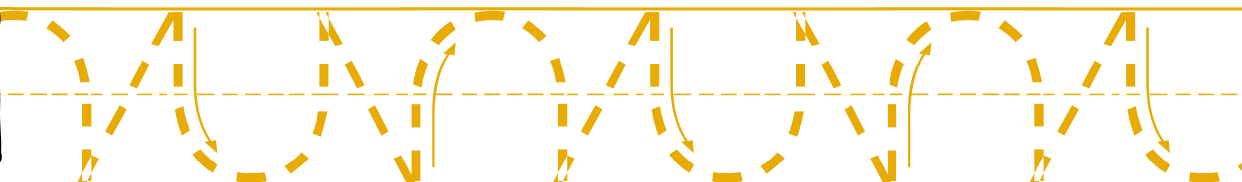
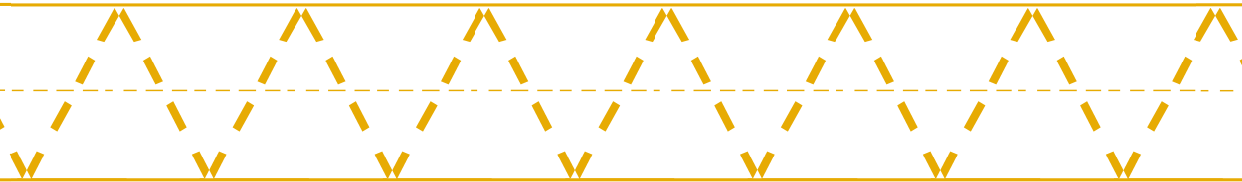

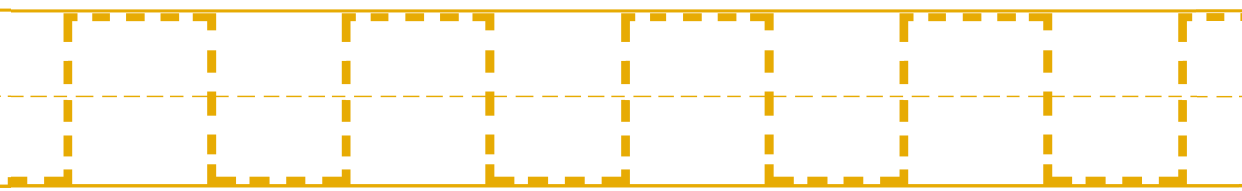

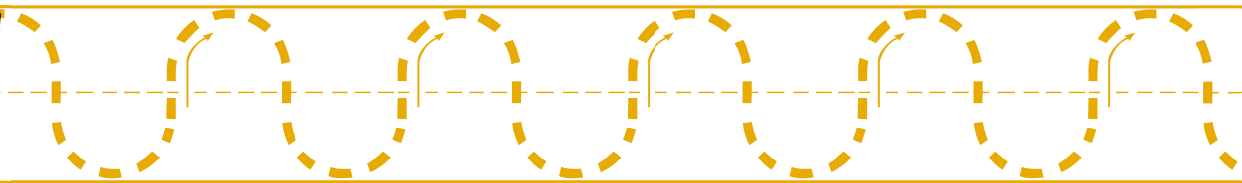

## Fall Edition



[www.toolstogrowot.com](http://www.toolstogrowot.com)

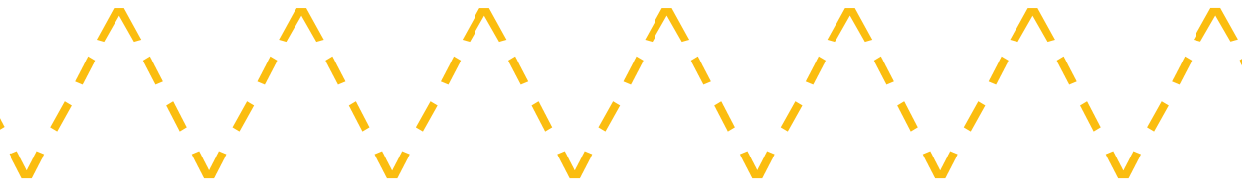



# Pencil Paths 1-1

Stay on the dotted lines and trace over each path below.  
Do not lift up your pencil from start to finish.







# Pencil Paths 1-2

Stay on the dotted lines and trace over each path below.  
Do not lift up your pencil from start to finish.



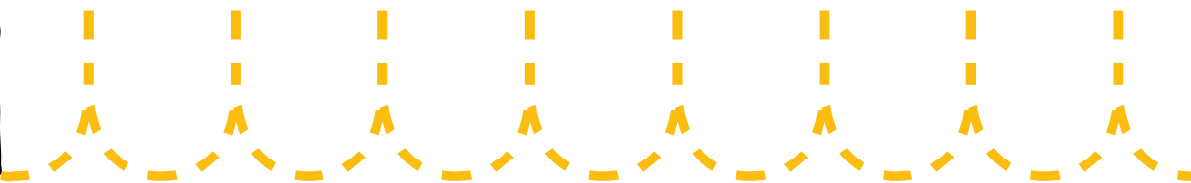



# Pencil Paths 2-1

Stay on the dotted lines and trace over each path below.  
Do not lift up your pencil from start to finish.



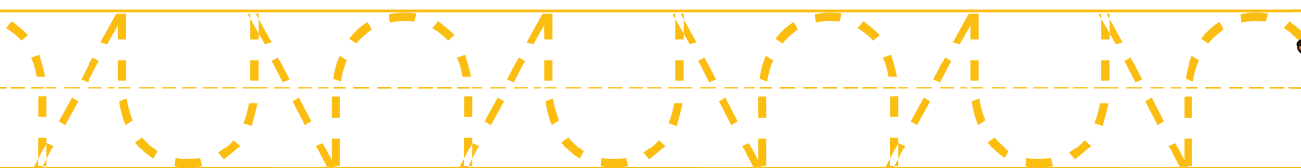

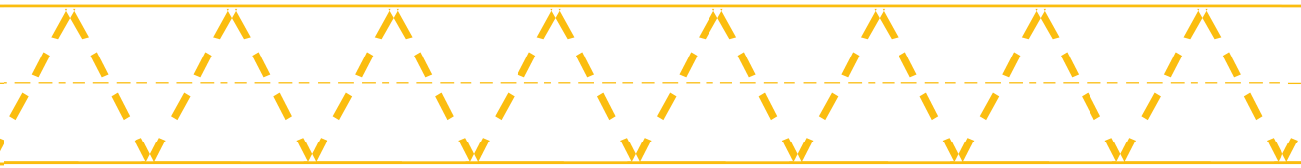

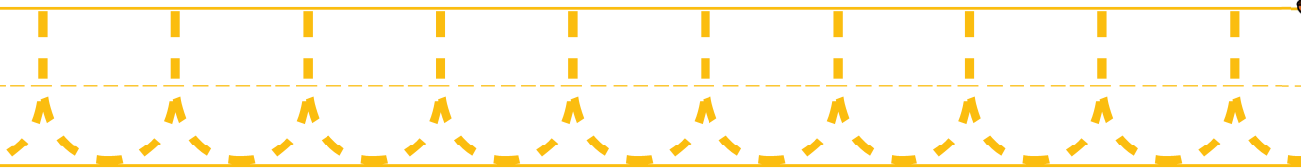
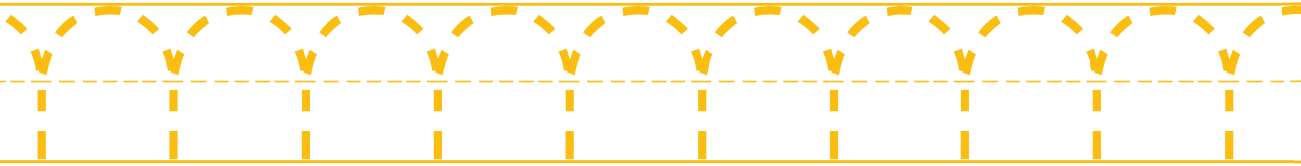

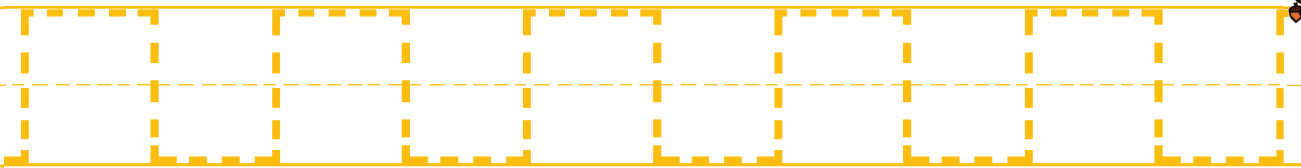

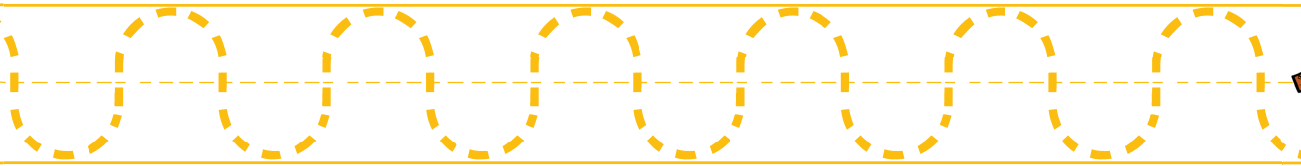

# Pencil Paths 2-2

Stay on the dotted lines and trace over each path below.  
Do not lift up your pencil from start to finish.









# Pencil Paths 3-1

Stay on the dotted lines and trace over each path below.  
Do not lift up your pencil from start to finish.








# Pencil Paths 3-2

Stay on the dotted lines and trace over each path below.  
Do not lift up your pencil from start to finish.



# Pencil Paths 4-1

Stay on the dotted lines and trace over each path below.  
Do not lift up your pencil from start to finish.



# Pencil Paths 4-2

Stay on the dotted lines and trace over each path below.  
Do not lift up your pencil from start to finish.

