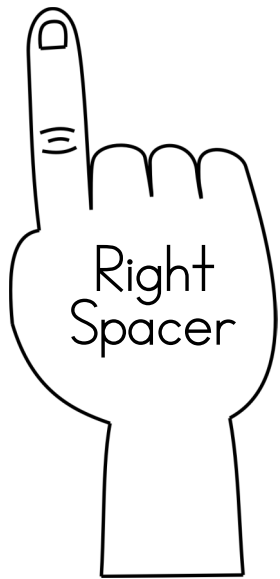


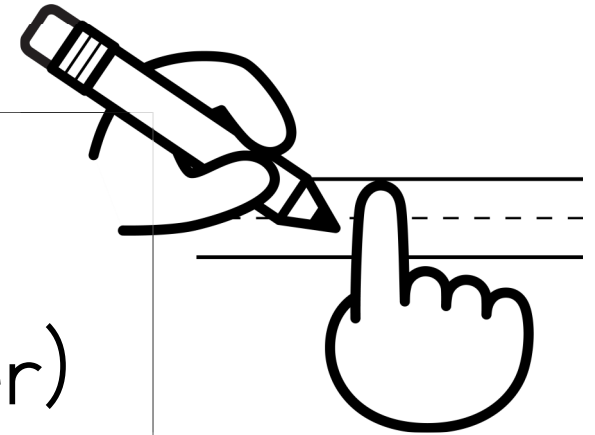
GARDEN SPACING SENTENCES

©ToolsToGrow®




5-WORD SENTENCES

Left Handed
(Right Pointing finger)

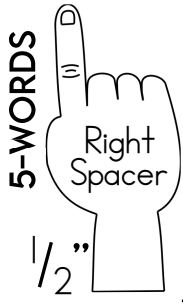


©ToolsToGrow®



- ☑ 4 Versions = 1/2 inch lined paper with right pointing finger spacer
- ☑ 4 Versions = 3/4 inch lined paper with right pointing finger spacer






Name: _____ Date: _____

GARDEN SENTENCES

Cut the words and finger spaces. Glue in the correct order to make a sentence.
Write the sentence. Don't forget to add finger spaces!




Left Handed
(Right Pointing finger)


Glue sentence in order.

Write the sentence. Don't forget your finger spaces.

©ToolsToGrow®

Cut out the words and finger spaces. ->


|



|

spade |


sharp |

was |

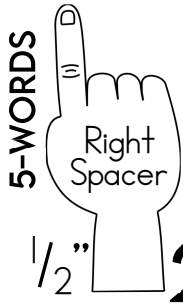
The |


|

very |


|

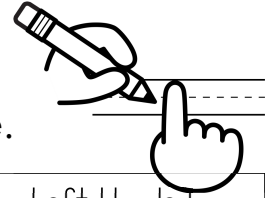
.



Name: _____ Date: _____

GARDEN SENTENCES

Cut the words and finger spaces. Glue in the correct order to make a sentence.
Write the sentence. Don't forget to add finger spaces!



Left Handed
(Right Pointing finger)

Glue sentence in order.

Write the sentence. Don't forget your finger spaces.

Cut out the words and finger spaces. -> 





mint

The



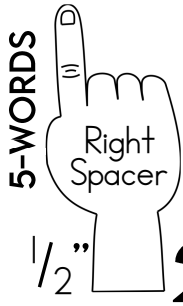
smelled



nice

.


very



Name: _____ Date: _____

GARDEN SENTENCES

Cut the words and finger spaces. Glue in the correct order to make a sentence.
Write the sentence. Don't forget to add finger spaces!





Left Handed
(Right Pointing finger)

Glue sentence in order.

Write the sentence. Don't forget your finger spaces.

©ToolsToGrow®

Cut out the words and finger spaces. ->





plants

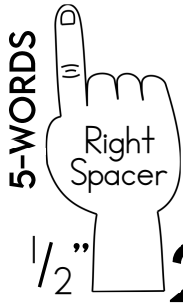
The

tall

tomato

. are

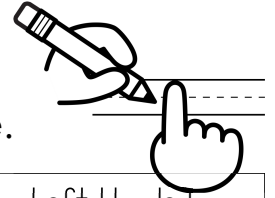




Name: _____ Date: _____

GARDEN SENTENCES

Cut the words and finger spaces. Glue in the correct order to make a sentence.
Write the sentence. Don't forget to add finger spaces!



Left Handed
(Right Pointing finger)

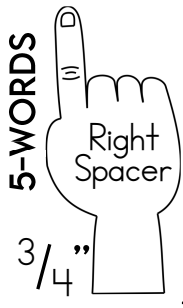
Glue sentence in order.

Write the sentence. Don't forget your finger spaces.

©ToolsToGrow®

Cut out the words and finger spaces. -> 


  need The  flowers  more . water



Name: _____ Date: _____

GARDEN SENTENCES

Cut the words and finger spaces. Glue in the correct order to make a sentence.
Write the sentence. Don't forget to add finger spaces!




Left Handed
(Right Pointing finger)


Glue sentence in order.

Write the sentence. Don't forget your finger spaces.

©ToolsToGrow®

Cut out the words and finger spaces. ->✂


|



|

spade |


sharp |

was |

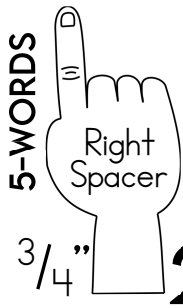
The |


|

very |


|


.



Name: _____ Date: _____

GARDEN SENTENCES

Cut the words and finger spaces. Glue in the correct order to make a sentence.
Write the sentence. Don't forget to add finger spaces!



Left Handed
(Right Pointing finger)

Glue sentence in order.

Write the sentence. Don't forget your finger spaces.

©ToolsToGrow®

Cut out the words and finger spaces. -> 


finger


finger

mint

The


finger

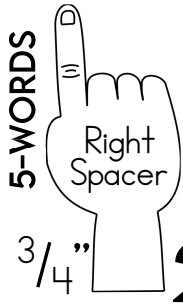
smelled


finger

nice

.


very



Name: _____ Date: _____

GARDEN SENTENCES

Cut the words and finger spaces. Glue in the correct order to make a sentence.
Write the sentence. Don't forget to add finger spaces!




Left Handed
(Right Pointing finger)

Glue sentence in order.


Write the sentence. Don't forget your finger spaces.

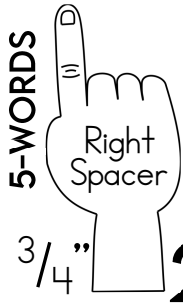
©ToolsToGrow®

Cut out the words and finger spaces. ->



plants The tall tomato . are






Name: _____ Date: _____

GARDEN SENTENCES

Cut the words and finger spaces. Glue in the correct order to make a sentence.
Write the sentence. Don't forget to add finger spaces!



Left Handed
(Right Pointing finger)

Glue sentence in order.

Write the sentence. Don't forget your finger spaces.

©ToolsToGrow®

Cut out the words and finger spaces. -> 

  need The  flowers  more . water