




MAKING A PATH MONSTERS

Instructions:

1. Print out worksheets. Laminate or place in a protector sleeve to re-use.
2. Make a path and connect the numbers in order without crossing over any picture or another line.








MAKING A PATH MONSTERS 1

Make a path and connect the numbers in order from 1 to 5 without crossing over any picture or another line.

©ToolsToGrow®

START



FINISH


MAKING A PATH MONSTERS 2

Make a path and connect the numbers in order from 1 to 5 without crossing over any picture or another line.



©ToolsToGrow®

START



FINISH